




A5 & A6 DASHBOARDS

**PRINT ON CARDSTOCK &
LAMINATE FOR DURABILITY.**



**WHEN PRINTING, SELECT "ACTUAL SIZE"
USE A SINGLE HOLE PUNCH IN THE CIRCLES.**



NO HOLE PUNCH GUIDE DASHBOARDS



PRINT & CUT. GLUE FOLDS 1, 2, THEN BRING OVER
LARGE FOLD. TOP LOADING ENVELOPE.

PLACE INSIDE YOUR ZIPPER POUCHES, TUCK IN
A BINDER FOLD OR HOLE PUNCH INTO BINDER.

PRINT ON CARDSTOCK & LAMINATE FOR DURABILITY.
 LEAVE A WHITE EDGING WHEN CUTTING.
 FULL TUTORIAL ON YOUTUBE @RAINYDAYAPRIL



IF LAMINATING, CUT HERE AND DO NOT LAMINATE TOP.

	7	14	21	28	
	6	13	20	27	
	5	12	19	26	
	4	11	18	25	
	3	10	17	24	31
	2	9	16	23	30
	1	8	15	22	29

